


Citibank N.A.
PELICAN MORTGAGES No. 3
Investor Report



Collection Period End Date: 30-Nov-2014




Notes	28th Quarter	29th Quarter	30th Quarter	31st Quarter
Interest Rate Period start date	16-Dec-2013	17-Mar-2014	16-Jun-2014	15-Sep-2014
Interest Rate Period end date	17-Mar-2014	16-Jun-2014	15-Sep-2014	15-Dec-2014
Number of Days in the Period	91	91	91	91
Interest Payment Date	17-Mar-2014	16-Jun-2014	15-Sep-2014	15-Dec-2014
Relevant 3M Euribor rate	0.277%	0.304%	0.258%	0.084%

Class A	28th Quarter	29th Quarter	30th Quarter	31st Quarter
Bloomberg Ticker	PELIC 3 A (CMO)	PELIC 3 A (CMO)	PELIC 3 A (CMO)	PELIC 3 A (CMO)
ISIN	XS0293657416	XS0293657416	XS0293657416	XS0293657416
Total number of Notes	717,375	717,375	717,375	717,375
Total Principal Amount Outstanding as of the Start of the Interest Rate Period	305,207,706.15	299,459,240.76	293,870,474.90	288,413,919.10
Principal Amount Outstanding per denomination as of the start of the Interest Rate Period	425.45	417.44	409.65	402.04
Total Principal Amount Outstanding as of the end of the Interest Rate Period	299,459,240.76	293,870,474.90	288,413,919.10	283,066,699.09
Principal Amount Outstanding per denomination as of the end of the Interest Rate Period	417.44	409.65	402.04	394.59
Spread	0.130%	0.130%	0.130%	0.130%
Interest Rate	0.407%	0.434%	0.388%	0.214%
Interest Amount per denomination	0.44	0.46	0.40	0.22
Total Interest Amount	315,645.00	329,992.50	286,950.00	157,822.50
Interest Amount paid on Interest Payment Date	315,645.00	329,992.50	286,950.00	157,822.50
Original Ratings (Moody's)	Aaa	Aaa	Aaa	Aaa
Current Ratings (Moody's)	Ba2 (sf)	Ba2 (sf)	Ba2 (sf)	Baa3 (sf)
Original Ratings (Fitch)	AAA	AAA	AAA	AAA
Current Ratings (Fitch)	A sf	A sf	A sf	BBB+ sf
Original Ratings (S&P)	AAA	AAA	AAA	AAA
Current Ratings (S&P)	A- (sf)	A- (sf)	A- (sf)	A- (sf)

Citibank N.A.
PELICAN MORTGAGES No. 3
Investor Report



Collection Period End Date: 30-Nov-2014



<u>Notes</u>	28th Quarter	29th Quarter	30th Quarter	31st Quarter
<u>Class B</u>				
Bloomberg Ticker	PELIC 3 B (CMO)	PELIC 3 B (CMO)	PELIC 3 B (CMO)	PELIC 3 B (CMO)
ISIN	XS0293657689	XS0293657689	XS0293657689	XS0293657689
Total number of Notes	14,250	14,250	14,250	14,250
Total Principal Amount Outstanding as of the Start of the Interest Rate Period	7,880,030.76	7,731,613.52	7,587,319.50	7,446,438.95
Principal Amount Outstanding per denomination as of the start of the Interest Rate Period	552.98	542.57	532.44	522.56
Total Principal Amount Outstanding as of the end of the Interest Rate Period	7,731,613.52	7,587,319.50	7,446,438.95	7,308,381.30
Principal Amount Outstanding per denomination as of the end of the Interest Rate Period	542.57	532.44	522.56	512.87
Spread	0.200%	0.200%	0.200%	0.200%
Interest Rate	0.477%	0.504%	0.458%	0.284%
Interest Amount per denomination	0.67	0.69	0.62	0.38
Total Interest Amount	9,547.50	9,832.50	8,835.00	5,415.00
Deferred Interest	0.00	0.00	0.00	0.00
Interest Amount paid on Interest Payment Date	9,547.50	9,832.50	8,835.00	5,415.00
Interest Amount deferred to the next Interest Payment Date	0.00	0.00	0.00	0.00
Original Ratings (Moody's)	Aa2	Aa2	Aa2	Aa2
Current Ratings (Moody's)	B3 (sf)	B3 (sf)	B3 (sf)	B2 (sf)
Original Ratings (Fitch)	AA-	AA-	AA-	AA-
Current Ratings (Fitch)	BBB sf	BBB sf	BBB sf	BBB- sf
Original Ratings (S&P)	AA-	AA-	AA-	AA-
Current Ratings (S&P)	BBB (sf)	BBB (sf)	BBB (sf)	BBB (sf)

Citibank N.A.
PELICAN MORTGAGES No. 3
Investor Report



Collection Period End Date: 30-Nov-2014




<u>Notes</u>	28th Quarter	29th Quarter	30th Quarter	31st Quarter
<u>Class C</u>				
Bloomberg Ticker	PELIC 3 C (CMO)	PELIC 3 C (CMO)	PELIC 3 C (CMO)	PELIC 3 C (CMO)
ISIN	XS0293657846	XS0293657846	XS0293657846	XS0293657846
Total number of Notes	12,000	12,000	12,000	12,000
Total Principal Amount Outstanding as of the Start of the Interest Rate Period	6,635,815.38	6,510,832.44	6,389,321.69	6,270,685.45
Principal Amount Outstanding per denomination as of the start of the Interest Rate Period	552.98	542.57	532.44	522.56
Total Principal Amount Outstanding as of the end of the Interest Rate Period	6,510,832.44	6,389,321.69	6,270,685.45	6,154,426.38
Principal Amount Outstanding per denomination as of the end of the Interest Rate Period	542.57	532.44	522.56	512.87
Spread	0.240%	0.240%	0.240%	0.240%
Interest Rate	0.517%	0.544%	0.498%	0.324%
Interest Amount per denomination	0.72	0.75	0.67	0.43
Total Interest Amount	8,640.00	9,000.00	8,040.00	5,160.00
Deferred Interest	0.00	0.00	0.00	0.00
Interest Amount paid on Interest Payment Date	8,640.00	9,000.00	8,040.00	5,160.00
Interest Amount deferred to the next Interest Payment Date	0.00	0.00	0.00	0.00
Original Ratings (Moody's)	A3	A3	A3	A3
Current Ratings (Moody's)	Caa2 (sf)	Caa2 (sf)	Caa2 (sf)	Caa1 (sf)
Original Ratings (Fitch)	A	A	A	A
Current Ratings (Fitch)	BB sf	BB sf	BB sf	BB sf
Original Ratings (S&P)	A	A	A	A
Current Ratings (S&P)	BBB- (sf)	BBB- (sf)	BBB- (sf)	BBB- (sf)

Citibank N.A.
PELICAN MORTGAGES No. 3
Investor Report



Collection Period End Date: 30-Nov-2014




<u>Notes</u>	28th Quarter	29th Quarter	30th Quarter	31st Quarter
<u>Class D</u>				
Bloomberg Ticker	PELIC 3 D (CMO)	PELIC 3 D (CMO)	PELIC 3 D (CMO)	PELIC 3 D (CMO)
ISIN	XS0293657929	XS0293657929	XS0293657929	XS0293657929
Total number of Notes	6,375	6,375	6,375	6,375
Total Principal Amount Outstanding as of the Start of the Interest Rate Period	3,525,276.92	3,458,879.74	3,394,327.15	3,331,301.64
Principal Amount Outstanding per denomination as of the start of the Interest Rate Period	552.98	542.57	532.44	522.56
Total Principal Amount Outstanding as of the end of the Interest Rate Period	3,458,879.74	3,394,327.15	3,331,301.64	3,269,539.01
Principal Amount Outstanding per denomination as of the end of the Interest Rate Period	542.57	532.44	522.56	512.87
Spread	0.450%	0.450%	0.450%	0.450%
Interest Rate	0.727%	0.754%	0.708%	0.534%
Interest Amount per denomination	1.02	1.03	0.95	0.71
Total Interest Amount	6,502.50	6,566.25	6,056.25	4,526.25
Deferred Interest	0.00	0.00	0.00	0.00
Interest Amount paid on Interest Payment Date	6,502.50	6,566.25	6,056.25	4,526.25
Interest Amount deferred to the next Interest Payment Date	0.00	0.00	0.00	0.00
Original Ratings (Moody's)	Baa3	Baa3	Baa3	Baa3
Current Ratings (Moody's)	Caa3 (sf)	Caa3 (sf)	Caa3 (sf)	Caa3 (sf)
Original Ratings (Fitch)	BBB	BBB	BBB	BBB
Current Ratings (Fitch)	B sf	B sf	B sf	B sf
Original Ratings (S&P)	BBB	BBB	BBB	BBB
Current Ratings (S&P)	BB (sf)	BB (sf)	BB (sf)	BB (sf)

Citibank N.A.
PELICAN MORTGAGES No. 3
Investor Report



Collection Period End Date: 30-Nov-2014




<u>Notes</u>	28th Quarter	29th Quarter	30th Quarter	31st Quarter
<u>Class E</u>				
Bloomberg Ticker	PELIC 3 E (CMO)	PELIC 3 E (CMO)	PELIC 3 E (CMO)	PELIC 3 E (CMO)
ISIN	XS0293658067	XS0293658067	XS0293658067	XS0293658067
Total number of Notes	8,250	8,250	8,250	8,250
Total Principal Amount Outstanding as of the Start of the Interest Rate Period	0.00	0.00	0.00	0.00
Principal Amount Outstanding per denomination as of the start of the Interest Rate Period	0.00	0.00	0.00	0.00
Total Principal Amount Outstanding as of the end of the Interest Rate Period	0.00	0.00	0.00	0.00
Principal Amount Outstanding per denomination as of the end of the Interest Rate Period	0.00	0.00	0.00	0.00
Spread	0.500%	0.500%	0.500%	0.500%
Interest Rate	0.777%	0.804%	0.758%	0.584%
Interest Amount per denomination	0.00	0.00	0.00	0.00
Total Interest Amount	0.00	0.00	0.00	0.00
Deferred Interest	0.00	0.00	0.00	0.00
Interest Amount paid on Interest Payment Date	0.00	0.00	0.00	0.00
Interest Amount deferred to the next Interest Payment Date	0.00	0.00	0.00	0.00
Original Ratings (Moody's)	NR	NR	NR	NR
Current Ratings (Moody's)	NR	NR	NR	NR
Original Ratings (Fitch)	BBB-	BBB-	BBB-	BBB-
Current Ratings (Fitch)	PIF	PIF	PIF	PIF
Original Ratings (S&P)	BBB-	BBB-	BBB-	BBB-
Current Ratings (S&P)	-	-	-	-

Citibank N.A.
PELICAN MORTGAGES No. 3
Investor Report



Collection Period End Date: 30-Nov-2014



Notes

Class F

Bloomberg Ticker

ISIN

Total number of Notes

Total Principal Amount Outstanding as of the Start of the Interest Rate Period

Principal Amount Outstanding per denomination as of the start of the Interest Rate Period

Total Principal Amount Outstanding as of the end of the Interest Rate Period

Principal Amount Outstanding per denomination as of the end of the Interest Rate Period

Interest Amount per denomination

Total Interest Amount

Interest Amount paid on Interest Payment Date

	28th Quarter	29th Quarter	30th Quarter	31st Quarter
PELIC 3 F (CMO)	PELIC 3 F (CMO)	PELIC 3 F (CMO)	PELIC 3 F (CMO)	PELIC 3 F (CMO)
XS0293658141	XS0293658141	XS0293658141	XS0293658141	XS0293658141
4,125	4,125	4,125	4,125	4,125
4,125,000.00	4,125,000.00	4,125,000.00	4,125,000.00	4,125,000.00
1,000.00	1,000.00	1,000.00	1,000.00	1,000.00
4,125,000.00	4,125,000.00	4,125,000.00	4,125,000.00	4,125,000.00
1,000.00	1,000.00	1,000.00	1,000.00	1,000.00
186.80	152.90	136.32	150.73	
770,553.56	630,726.03	562,339.89	621,765.63	
770,553.56	630,726.03	562,339.89	621,765.63	

Citibank N.A.
PELICAN MORTGAGES No. 3
Investor Report



Collection Period End Date: 30-Nov-2014



Principal Deficiency Ledgers (PDL's)

	28th Quarter	29th Quarter	30th Quarter	31st Quarter
PDL Class A Amount	0.00	0.00	0.00	0.00
PDL Class B Amount	0.00	0.00	0.00	0.00
PDL Class C Amount	0.00	0.00	0.00	0.00
PDL Class D Amount	0.00	0.00	0.00	0.00
Deemed Principal Loss deducted from PDL	120,724.32	93,438.01	158,591.40	157,488.94
Principal Balance of Written-off Loans in Period	0.00	11,930.20	0.00	19,608.82

Principal Draw Test

Class B PDL balance	0.00	0.00	0.00	0.00
Principal Amount Outstanding of Class B Notes @ IPD	7,880,030.76	7,731,613.52	7,587,319.50	7,446,438.95
Trigger (less than or equals) 50%	3,940,015.38	3,865,806.76	3,793,659.75	3,723,219.48
Result	YES	YES	YES	YES
Class C PDL balance	0.00	0.00	0.00	0.00
Principal Amount Outstanding of Class C Notes @ IPD	6,635,815.38	6,510,832.44	6,389,321.69	6,270,685.45
Trigger (less than or equals) 75%	4,976,861.54	4,883,124.33	4,791,991.27	4,703,014.09
Result	YES	YES	YES	YES
Class C PDL balance	0.00	0.00	0.00	0.00
Principal Amount Outstanding of Class C Notes @ IPD	3,525,276.92	3,458,879.74	3,394,327.15	3,331,301.64
Trigger (less than or equals) 75%	3,525,276.92	3,458,879.74	3,394,327.15	3,331,301.64
Result	YES	YES	YES	YES

Citibank N.A.
PELICAN MORTGAGES No. 3
Investor Report



Collection Period End Date: 30-Nov-2014



Available Interest Distribution Amount

	28th Quarter	29th Quarter	30th Quarter	31st Quarter
Interest Collection Proceeds received by Issuer as interest payments	1,346,244.21	1,226,945.45	1,199,445.77	1,268,209.29
Payments received from the Hedge Counterparty	225,269.45	242,397.24	201,746.47	64,422.95
Proceeds of any Authorised Investment	0.00	0.00	0.00	0.00
Amounts standing to the credit of the Cash Reserve Account and Interest Rate Cap Cash Reserve Account	3,187,500.00	3,187,500.00	3,187,500.00	3,187,500.00
Principal Draw Amount	0.00	0.00	0.00	0.00
Amount of any Contingent Liquidity Drawing	0.00	0.00	0.00	0.00
Interest accrued and credited to Transaction Accounts	330.59	1,048.30	103.35	0.00
Available Principal Distribution Amount remaining after redemption of the Notes	0.00	0.00	0.00	0.00
Less any Withheld Amount	0.00	0.00	0.00	0.00

Pre-enforcement Interest Priority of Payments

(1st) Issuer's Liability to tax	0.00	0.00	0.00	0.00
(2nd) Common Representative fees and Liabilities	0.00	0.00	0.00	0.00
(3rd) Issuer Expenses	97,485.40	119,384.53	86,646.68	97,302.64
(4th) Amounts due and payable to the Contingent Liquidity Facility Provider	1,011.11	1,011.11	1,011.11	1,011.11
(5th) Payments under Hedging Agreements (Except for an early termination of the Hedging Agreement)	241,734.86	258,509.86	282,825.26	262,531.35
(6th) (I) Payment of Interest Amount on Class A Note	315,645.00	329,992.50	286,950.00	157,822.50
(6th) (II) Payment to Hedge Counterparty (in connection with an early termination of the Hedging Agreement due to Servicer termination)	0.00	0.00	0.00	0.00
(7th) Payments on Class A PDL	0.00	0.00	0.00	0.00
(8th) Payment of Interest Amount Class B Note	9,547.50	9,832.50	8,835.00	5,415.00
(9th) Payments on Class B PDL	0.00	0.00	0.00	0.00
(10th) Payments of Interest Amount Class C Note	8,640.00	9,000.00	8,040.00	5,160.00
(11th) Payments on Class C PDL	0.00	0.00	0.00	0.00
(12th) Payments of Interest Amount Class D Note	6,502.50	6,566.25	6,056.25	4,526.25
(13th) Payments on Class D PDL	120,724.32	105,368.21	158,591.40	177,097.76

Citibank N.A.
Agency and Trust
Citigroup Centre
Canada Square, Canary Wharf
London, E14 5LB
United Kingdom


Alexandru Sturzu

tel: +44 20 7500 1505
fax: +44 20 7500 5877
alexandru.sturzu@citi.com

Citibank N.A.
PELICAN MORTGAGES No. 3
Investor Report



Collection Period End Date: 30-Nov-2014



Pre-enforcement Interest Priority of Payments

	28th Quarter	29th Quarter	30th Quarter	31st Quarter
(14th) Payments of Interest Amount Class E Note	0.00	0.00	0.00	0.00
(15th) Payments to Cash Reserve Account up to Required Balance	3,187,500.00	3,187,500.00	3,187,500.00	3,187,500.00
(16th) Payments to the Interest Rate Cap Cash Reserve Account	0.00	0.00	0.00	0.00
(17th) Payments of Principal on Class E Note until redeemed in full	0.00	0.00	0.00	0.00
(18th) Termination payment to the Hedge Counterparty (in connection with early termination resulting from a default by the Hedge Counterparty)	0.00	0.00	0.00	0.00
(19th) Payments of Class F Note Distribution Amount	770,553.56	630,726.03	562,339.89	621,765.63
(20th) Release of the balance (if any) to the Originator	0.00	0.00	0.00	0.00

Available Principal Distribution Amount

Principal Collection Proceeds	5,967,538.43	5,813,755.01	5,620,506.70	5,486,201.60
Available Interest Distribution Amount for PDL curing	120,724.32	105,368.21	158,591.40	177,097.76
Funds received as Net Cumulative Default Ratio exceeds 12.5 per cent.	0.00	0.00	0.00	0.00
Less any Principal Draw Amounts	0.00	0.00	0.00	0.00

Pro Rata Test

(1) Principal amount outstanding of Class A Notes	299,459,240.76	293,870,474.90	288,413,919.10	283,066,699.09
Principal amount of the Class A Notes as at the Closing Date	717,375,000.00	717,375,000.00	717,375,000.00	717,375,000.00
Ratio				
Trigger (less than or equal to) 75%	538,031,250.00	538,031,250.00	538,031,250.00	538,031,250.00
Result	YES	YES	YES	YES
(2) Cash Reserve Account Balance after IPD	3,187,500.00	3,187,500.00	3,187,500.00	3,187,500.00
Required Cash Reserve Account Balance	3,187,500.00	3,187,500.00	3,187,500.00	3,187,500.00
Result	YES	YES	YES	YES

Citibank N.A.
PELICAN MORTGAGES No. 3
Investor Report



Collection Period End Date: 30-Nov-2014



Pro Rata Test

	28th Quarter	29th Quarter	30th Quarter	31st Quarter
(3) Arrears Test: Principal Outstanding Balance of the Loans in arrears (90-365 days) (less Net Provisioned Amounts)	1,577,390.88	1,749,650.65	1,867,981.70	1,445,681.47
Principal Outstanding Balance of the Mortgage Backed Credits as at the Portfolio Determination Date	750,000,001.91	750,000,001.91	750,000,001.91	750,000,001.91
Ratio				
Trigger (less than) 3%	0.210%	0.233%	0.249%	0.193%
Result	YES	YES	YES	YES
(4) the Aggregate Principal Outstanding Balance of the Loans	317,160,568.35	311,241,445.13	305,462,347.03	299,799,047.67
Aggregate Principal Outstanding Balance of the Loans as at the Portfolio Determination Date	750,000,001.91	750,000,001.91	750,000,001.91	750,000,001.91
Ratio				
Trigger (less than) 10%	42.288%	41.499%	40.728%	39.973%
Result	YES	YES	YES	YES
(5) the Aggregate Principal Outstanding Balance (as measured at such Calculation Date) of the Mortgage Backed Credits which have become Defaulted Mortgage Backed Credits since the Portfolio Determination Date (less Net Provisioned Amounts)	545,167.05	375,353.48	348,346.75	1,069,850.62
Aggregate Principal Outstanding Balance of the Loans as at the Portfolio Determination Date	750,000,001.91	750,000,001.91	750,000,001.91	750,000,001.91
Ratio				
Trigger (less than) 3.5%	0.073%	0.050%	0.046%	0.143%
Result	YES	YES	YES	YES
Pro Rata Tests (1), (2), (3), (4) & (5) Satisfied	YES	YES	YES	YES



Collection Period End Date: 30-Nov-2014



Pre-enforcement Principal Priority of Payments

	28th Quarter	29th Quarter	30th Quarter	31st Quarter
Pro rata or pari passu payment of Principal Amount Outstanding of Class A Notes, the Class B Notes, the Class C Notes, the Class D Notes and the Class E Notes;				
NO				
Principal amortisation amount Class A Notes	0.00	0.00	0.00	0.00
Principal amortisation amount Class B Notes	0.00	0.00	0.00	0.00
Principal amortisation amount Class C Notes	0.00	0.00	0.00	0.00
Principal amortisation amount Class D Notes	0.00	0.00	0.00	0.00
YES				
Principal amortisation amount Class A Notes	5,748,465.39	5,588,765.86	5,456,555.80	5,347,220.01
Principal amortisation amount Class B Notes	148,417.24	144,294.02	140,880.55	138,057.65
Principal amortisation amount Class C Notes	124,982.94	121,510.75	118,636.24	116,259.07
Principal amortisation amount Class D Notes	66,397.18	64,552.59	63,025.51	61,762.63
Total Pre-Enforcement Principal Payment Priorities	6,088,262.75	5,919,123.22	5,779,098.10	5,663,299.36


Cash Reserve

Funds credited at Previous IPD / Closing proceeds	3,187,500.00	3,187,500.00	3,187,500.00	3,187,500.00
Deductions from Cash Reserve Account				
Cash Reserve Transfer to Issuer Available Funds	3,187,500.00	3,187,500.00	3,187,500.00	3,187,500.00
Interest accrued on Issuer Cash Reserve Account to Issuer Available Funds	145.03	381.73	36.30	0.00
Additions to Cash Reserve Account				
Funds Credited at IPD	3,187,500.00	3,187,500.00	3,187,500.00	3,187,500.00
Cash Reserve Account Required Balance				
Target Cash Reserve Amount	3,187,500.00	3,187,500.00	3,187,500.00	3,187,500.00

Citibank N.A.
PELICAN MORTGAGES No. 3
Investor Report



Collection Period End Date: 30-Nov-2014




Collateral Pool Performance (as at the end of the Collection Period)

	28th Quarter	29th Quarter	30th Quarter	31st Quarter
<u>Change in Aggregate Principal Outstanding Balance</u>				
Aggregate Principal Balance at the start of collection period	323,248,831.10	317,160,568.35	311,241,445.13	305,462,347.03
Total Principal Collections received	5,967,538.43	5,813,755.01	5,620,506.70	5,486,201.60
Deemed Principal Loss (arrear + written-off)	120,724.32	93,438.01	158,591.40	157,488.94
Principal Loss (in respect of which Liquidation Proceeds have been realised)	0.00	11,930.20	0.00	19,608.82
Aggregate Principal Balance at the end of the collection period (including Substitutions)	317,160,568.35	311,241,445.13	305,462,347.03	299,799,047.67
Aggregate Principal Loss (already reported as DPL in previous periods)	134,030.19	145,413.99	145,413.99	145,413.99
Gross Aggregate Principal Balance at the end of the collection period (including Net DPLs)	319,000,461.98	313,079,003.07	307,394,617.53	301,791,660.41
Cumulative Deemed Principal Loss (arrear + principal loss)	2,766,819.98	2,872,188.19	3,030,779.59	3,207,877.35
Cumulative Deemed Principal Loss Recovered	780,965.96	877,286.06	953,095.10	1,050,241.80
Net Provisioned Amounts (DPLs arrear - DPLs recovered)	1,985,854.02	1,982,971.93	2,077,684.49	2,138,026.73
<u>Principal balance of all overdue loans</u>				
1 month < overdue =< 2 months	683,445.30	727,662.03	573,509.48	568,518.55
2 month < overdue =< 3 months	367,758.01	312,007.58	213,383.17	67,453.38
3 month < overdue =< 6 months	509,405.88	792,213.08	589,745.82	532,352.70
6 month < overdue =< 9 months	392,234.16	110,001.55	743,922.80	362,865.08
9 month < overdue =< 12 months	130,583.79	472,082.54	185,966.33	576,196.09
12 months < overdue =< 24 months	759,571.87	469,836.74	670,399.18	398,034.16
24 months < overdue =< 36 months	585,438.79	748,456.43	511,401.00	397,382.52
Overdue > 36 months	1,186,010.41	1,140,032.24	1,244,231.06	1,316,877.65
Overdue > 12 months	2,531,021.07	2,358,325.41	2,426,031.24	2,112,294.33
Overdue > 3 months	3,563,244.90	3,732,622.58	3,945,666.19	3,583,708.20



Collection Period End Date: 30-Nov-2014



Collateral Pool Performance (as at the end of the Collection Period)

	28th Quarter	29th Quarter	30th Quarter	31st Quarter
<u>Principal balance of subsidised overdue loans</u>				
1 month < overdue =< 3 months	180,307.00	352,038.76	146,606.29	47,070.68
2 month < overdue =< 3 months	75,661.86	105,015.11	86,479.75	0.00
3 month < overdue =< 6 months	50,546.45	101,717.00	181,101.69	93,020.84
6 month < overdue =< 9 months	115,165.38	50,546.45	43,209.99	56,736.98
9 month < overdue =< 12 months	40,791.87	108,366.81	52,334.25	43,156.89
12 months < overdue =< 24 months	287,113.02	152,133.55	151,742.17	15,328.40
24 months < overdue =< 36 months	82,047.98	162,197.31	218,182.90	233,720.86
Overdue > 36 months	305,478.18	347,456.42	241,828.57	184,918.72
Overdue > 12 months	674,639.18	661,787.28	611,753.64	433,967.98
Overdue > 3 months	881,142.88	922,417.54	888,399.57	626,882.69


Collateral Characteristics (at the end of the Collection Period)

Aggregate Principal Balance	319,000,461.98	313,079,003.07	307,394,617.53	301,791,660.41
Aggregate Principal Balance of subsidized loans	73,967,547.94	72,240,217.39	70,765,682.69	69,261,355.68
Weighted average spread	1.0860%	1.0726%	1.0802%	1.0786%
Weighted average interest rate	1.4443%	1.4413%	1.4237%	1.3204%
Weighted average seasoning (months)	123.2	126.1	129.0	132.0
Weighted average remaining term (months)	261.7	259.3	257.2	255.0
Weighted LTV (current based on the last valuation of the properties)	52.9%	52.8%	52.8%	52.7%
Number of Contracts	6,092	6,036	5,985	5,934

Citibank N.A.
PELICAN MORTGAGES No. 3
Investor Report




Collection Period End Date: 30-Nov-2014



<u>Ratios</u>	28th Quarter	29th Quarter	30th Quarter	31st Quarter
Net Cumulative Default Ratio (Trigger = 12.5%)	0.073%	0.050%	0.046%	-0.003%
(Principal balance of all Overdue loans > 90 days - net provisioned amounts) / Initial Principal Balance (PDD) (Trigger = 3%)	0.210%	0.233%	0.249%	0.193%
(Principal balance of all Overdue loans - net provisioned amounts) / Initial Principal Balance (PDD) (Trigger = 3.5%)	0.073%	0.050%	0.046%	-0.003%
Loans overdue > 1 month / Initial Principal Balance (PDD)	0.615%	0.636%	0.631%	0.563%
Loans overdue > 3 months / Initial Principal Balance (PDD)	0.475%	0.498%	0.526%	0.478%
Loans overdue > 12 months / Initial Principal Balance (PDD)	0.337%	0.314%	0.323%	0.282%
Prepayments of the period / Principal Balance at the start to the period (quarterly CPR)	0.626%	0.580%	0.556%	0.540%
Annual prepayment rate (average annualised CPR)	2.201%	2.017%	2.143%	2.239%



Collection Period End Date: 30-Nov-2014



Loan Substitution

	28th Quarter	29th Quarter	30th Quarter	31st Quarter
Substituted to date for unpermitted variations since portfolio determination date (cumulative)	37,419,836.03	37,419,836.03	37,419,836.03	37,419,836.03
Substituted to date since portfolio determination date (cumulative) / initial portfolio amount %	4.99%	4.99%	4.99%	4.99%
Weighted average Portfolio CLTV (as a collateral determination date) **	69.23%	69.23%	69.23%	69.23%
Weighted average Portfolio CLTV (after substitution) **	N/A	N/A	N/A	N/A
Substitution Loans (incoming loans) to date for unpermitted variations since PDD (cumulative)	37,419,965.45	37,419,965.45	37,419,965.45	37,419,965.45
<u>Profile of outgoing loans</u>				
Substituted this period (No of loans)				
For unpermitted variations	N/A	N/A	N/A	N/A
For breach of Mortgage Asset Warranties	N/A	N/A	N/A	N/A
Total amount				
For unpermitted variations	N/A	N/A	N/A	N/A
For breach of Mortgage Asset Warranties	N/A	N/A	N/A	N/A
Average Loan Size	N/A	N/A	N/A	N/A
Weighted Average Seasoning (by value) Months	N/A	N/A	N/A	N/A
Weighted Average Spread (%)	N/A	N/A	N/A	N/A
Weighted Average Remaining Term (by value) Months	N/A	N/A	N/A	N/A
Weighted Average CLTV %				
Weighted Average OLTV %	N/A	N/A	N/A	N/A

** The weighted average CLTV of the Mortgage Asset Portfolio taking into account the Substitute Mortgage Assets does not exceed the weighted average CLTV of the Mortgage Asset Portfolio as at the Portfolio Determination Date by more than 0.25%.



Collection Period End Date: 30-Nov-2014



Loan Substitution

	28th Quarter	29th Quarter	30th Quarter	31st Quarter
<u>Profile of incoming loans</u>				
Substituted this period (No of loans)	N/A	N/A	N/A	N/A
Total amount	N/A	N/A	N/A	N/A
Average Loan Size	N/A	N/A	N/A	N/A
Weighted Average Seasoning (by value) Months	N/A	N/A	N/A	N/A
Weighted Average Spread (%)	N/A	N/A	N/A	N/A
Weighted Average Remaining Term (by value) Months	N/A	N/A	N/A	N/A
Weighted Average CLTV %	N/A	N/A	N/A	N/A
Weighted Average OLTV %	N/A	N/A	N/A	N/A

Permitted Variations

Permitted variations done to date since collateral determination date (cumulative)	149,510,075.72	149,510,075.72	149,510,075.72	149,510,075.72
Permitted variations done to date since collateral determination date (cumulative) / initial portfolio amount % **	19.93%	19.93%	19.93%	19.93%
<u>Variation in Spreads (cumulative)</u>				
Number of loans affected	N/A	N/A	N/A	N/A
Aggregate Amount of loans affected (as at CP end)	N/A	N/A	N/A	N/A
Loan with highest reduction in spread % (max 0.5%)	N/A	N/A	N/A	N/A

*** Aggregate Principal Outstanding Balance of Mortgage Assets which are subject to Permitted Variations should not exceed 20 per cent. of the Principal Outstanding Balance of the Mortgage Asset Portfolio on the Collateral Determination Date*

Citibank N.A.
PELICAN MORTGAGES No. 3
Investor Report



Collection Period End Date: 30-Nov-2014



Permitted Variations

	28th Quarter	29th Quarter	30th Quarter	31st Quarter
<u>Variations in Maturity (cumulative)</u>				
Number of loans affected	N/A	N/A	N/A	N/A
Aggregate Amount of loans affected (as at CP end)	N/A	N/A	N/A	N/A
Longest Term Maturity among loans subject to variations in maturity (in months)	N/A	N/A	N/A	N/A
Maturity date of the longest loan in the portfolio (1)	N/A	N/A	N/A	N/A
Legal final maturity date (2)	N/A	N/A	N/A	N/A
Difference between (1) and (2) (min 36 months)	N/A	N/A	N/A	N/A