


Citibank N.A.
PELICAN MORTGAGES No. 5
Investor Report



Collection Period End Date: 31-Aug-2012



Notes	11th Quarter	12th Quarter	13th Quarter	14th Quarter
Interest Rate Period start date	15-Sep-2011	15-Dec-2011	15-Mar-2012	15-Jun-2012
Interest Rate Period end date	15-Dec-2011	15-Mar-2012	15-Jun-2012	17-Sep-2012
Number of Days in the Period	91	91	92	94
Interest Payment Date	15-Dec-2011	15-Mar-2012	15-Jun-2012	17-Sep-2012
Relevant 3M Euribor rate	1.528%	1.426%	0.876%	0.661%
Class A				
Bloomberg Ticker	PELIC 5 A	PELIC 5 A	PELIC 5 A	PELIC 5 A
ISIN	XS0419743033	XS0419743033	XS0419743033	XS0419743033
Total number of Notes	15,000	15,000	15,000	15,000
Total Principal Amount Outstanding as of the Start of the Interest Rate Period	627,667,485.52	619,123,025.28	609,982,747.95	601,120,670.12
Principal Amount Outstanding per denomination as of the start of the Interest Rate Period	41,844.50	41,274.87	40,665.52	40,074.71
Total Principal Amount Outstanding as of the end of the Interest Rate Period	619,123,025.28	609,982,747.95	601,120,670.12	592,898,544.78
Principal Amount Outstanding per denomination as of the end of the Interest Rate Period	41,274.87	40,665.52	40,074.71	39,526.57
Spread	0.300%	0.300%	0.300%	0.300%
Interest Rate	1.828%	1.726%	1.176%	0.961%
Interest Amount per denomination	193.35	180.08	122.21	100.56
Total Interest Amount	2,900,250.00	2,701,200.00	1,833,150.00	1,508,400.00
Interest Amount paid on Interest Payment Date	2,900,250.00	2,701,200.00	1,833,150.00	1,508,400.00
Original Ratings (DBRS)	AAA	AAA	AAA	AAA
Current Ratings (DBRS)	AAH	AAH	AAH	AAH
Original Ratings (Fitch)	AAA	AAA	AAA	AAA
Current Ratings (Fitch)	A+	A+	A	A

Citibank N.A.
PELICAN MORTGAGES No. 5
Investor Report



Collection Period End Date: 31-Aug-2012




<u>Notes</u>	11th Quarter	12th Quarter	13th Quarter	14th Quarter
<u>Class B</u>				
Bloomberg Ticker	PELIC 5 B	PELIC 5 B	PELIC 5 B	PELIC 5 B
ISIN	XS0419743389	XS0419743389	XS0419743389	XS0419743389
Total number of Notes	3,900	3,900	3,900	3,900
Total Principal Amount Outstanding as of the Start of the Interest Rate Period	195,000,000.00	195,000,000.00	195,000,000.00	195,000,000.00
Principal Amount Outstanding per denomination as of the start of the Interest Rate Period	50,000.00	50,000.00	50,000.00	50,000.00
Total Principal Amount Outstanding as of the end of the Interest Rate Period	195,000,000.00	195,000,000.00	195,000,000.00	195,000,000.00
Principal Amount Outstanding per denomination as of the end of the Interest Rate Period	50,000.00	50,000.00	50,000.00	50,000.00
Spread	0.500%	0.500%	0.500%	0.500%
Interest Rate	2.028%	1.926%	1.376%	1.161%
Interest Amount per denomination	256.32	243.43	175.82	151.58
Total Interest Amount	999,648.00	949,377.00	685,698.00	591,162.00
Deferred Interest	0.00	0.00	0.00	0.00
Interest Amount paid on Interest Payment Date	999,648.00	949,377.00	685,698.00	591,162.00
Interest Amount deferred to the next Interest Payment Date	0.00	0.00	0.00	0.00
Original Ratings (Fitch)	BBB-	BBB-	BBB-	BBB-
Current Ratings (Fitch)	BBB-	BBB-	BBB-	BBB-

Citibank N.A.
PELICAN MORTGAGES No. 5
Investor Report



Collection Period End Date: 31-Aug-2012



<u>Notes</u>	11th Quarter	12th Quarter	13th Quarter	14th Quarter
<u>Class C</u>				
Bloomberg Ticker	PELIC 5 C	PELIC 5 C	PELIC 5 C	PELIC 5 C
ISIN	XS0419743462	XS0419743462	XS0419743462	XS0419743462
Total number of Notes	550	550	550	550
Total Principal Amount Outstanding as of the Start of the Interest Rate Period	27,500,000.00	27,500,000.00	27,500,000.00	27,500,000.00
Principal Amount Outstanding per denomination as of the start of the Interest Rate Period	50,000.00	50,000.00	50,000.00	50,000.00
Total Principal Amount Outstanding as of the end of the Interest Rate Period	27,500,000.00	27,500,000.00	27,500,000.00	27,500,000.00
Principal Amount Outstanding per denomination as of the end of the Interest Rate Period	50,000.00	50,000.00	50,000.00	50,000.00
Spread	0.900%	0.900%	0.900%	0.900%
Interest Rate	2.428%	2.326%	1.776%	1.561%
Interest Amount per denomination	306.87	293.98	226.93	203.80
Total Interest Amount	168,778.50	161,689.00	124,811.50	112,090.00
Deferred Interest	0.00	0.00	0.00	0.00
Interest Amount paid on Interest Payment Date	168,778.50	161,689.00	124,811.50	112,090.00
Interest Amount deferred to the next Interest Payment Date	0.00	0.00	0.00	0.00
Original Ratings (Fitch)	B	B	B	B
Current Ratings (Fitch)	B	B	B	B

Citibank N.A.
PELICAN MORTGAGES No. 5
Investor Report



Collection Period End Date: 31-Aug-2012




<u>Notes</u>	11th Quarter	12th Quarter	13th Quarter	14th Quarter
<u>Class D</u>				
Bloomberg Ticker	PELIC 5 D	PELIC 5 D	PELIC 5 D	PELIC 5 D
ISIN	XS0419743546	XS0419743546	XS0419743546	XS0419743546
Total number of Notes	550	550	550	550
Total Principal Amount Outstanding as of the Start of the Interest Rate Period	27,500,000.00	27,500,000.00	27,500,000.00	27,500,000.00
Principal Amount Outstanding per denomination as of the start of the Interest Rate Period	50,000.00	50,000.00	50,000.00	50,000.00
Total Principal Amount Outstanding as of the end of the Interest Rate Period	27,500,000.00	27,500,000.00	27,500,000.00	27,500,000.00
Principal Amount Outstanding per denomination as of the end of the Interest Rate Period	50,000.00	50,000.00	50,000.00	50,000.00
Spread	1.250%	1.250%	1.250%	1.250%
Interest Rate	2.778%	2.676%	2.126%	1.911%
Interest Amount per denomination	351.11	338.22	271.66	249.49
Total Interest Amount	193,110.50	186,021.00	149,413.00	137,219.50
Deferred Interest	0.00	0.00	0.00	0.00
Interest Amount paid on Interest Payment Date	193,110.50	186,021.00	149,413.00	137,219.50
Interest Amount deferred to the next Interest Payment Date	0.00	0.00	0.00	0.00

Citibank N.A.
PELICAN MORTGAGES No. 5
Investor Report



Collection Period End Date: 31-Aug-2012



<u>Notes</u>	11th Quarter	12th Quarter	13th Quarter	14th Quarter
<u>Class E</u>				
Bloomberg Ticker	PELIC 5 E	PELIC 5 E	PELIC 5 E	PELIC 5 E
ISIN	XS0419743629	XS0419743629	XS0419743629	XS0419743629
Total number of Notes	90	90	90	90
Total Principal Amount Outstanding as of the Start of the Interest Rate Period	2,460,562.87	2,068,636.17	1,784,111.82	1,678,874.89
Principal Amount Outstanding per denomination as of the start of the Interest Rate Period	27,339.59	22,984.85	19,823.46	18,654.17
Total Principal Amount Outstanding as of the end of the Interest Rate Period	2,068,636.17	1,784,111.82	1,678,874.89	1,678,874.89
Principal Amount Outstanding per denomination as of the end of the Interest Rate Period	22,984.85	19,823.46	18,654.17	18,654.17
Spread	1.500%	1.500%	1.500%	1.500%
Interest Rate	3.028%	2.926%	2.376%	2.161%
Interest Amount per denomination	209.26	170.00	120.37	105.26
Total Interest Amount	18,833.40	15,300.00	10,833.30	9,473.40
Deferred Interest	0.00	0.00	0.00	0.00
Interest Amount paid on Interest Payment Date	18,833.40	15,300.00	10,833.30	0.00
Interest Amount deferred to the next Interest Payment Date	0.00	0.00	0.00	9,473.40

Citibank N.A.
PELICAN MORTGAGES No. 5
Investor Report



Collection Period End Date: 31-Aug-2012



<u>Notes</u>	11th Quarter	12th Quarter	13th Quarter	14th Quarter
<u>Class F</u>				
Bloomberg Ticker	PELIC 5 F	PELIC 5 F	PELIC 5 F	PELIC 5 F
ISIN	XS0419743975	XS0419743975	XS0419743975	XS0419743975
Total number of Notes	460	460	460	460
Total Principal Amount Outstanding as of the Start of the Interest Rate Period	23,000,000.00	23,000,000.00	23,000,000.00	23,000,000.00
Principal Amount Outstanding per denomination as of the start of the Interest Rate Period	50,000.00	50,000.00	50,000.00	50,000.00
Total Principal Amount Outstanding as of the end of the Interest Rate Period	23,000,000.00	23,000,000.00	23,000,000.00	23,000,000.00
Principal Amount Outstanding per denomination as of the end of the Interest Rate Period	50,000.00	50,000.00	50,000.00	50,000.00
Interest Amount per denomination	0.00	0.00	0.00	0.00
Total Interest Amount	0.00	0.00	0.00	0.00
Interest Amount paid on Interest Payment Date	0.00	0.00	0.00	0.00

Capitalised Interest Ledger (CIL)

Provisioning under CIL preceding IPD	0.00	0.00	0.00	0.00
Capitalised Interest Receivables for Current Period	16,657.22	17,922.08	10,196.93	31,675.21
Capitalised Interest Application Amount	16,657.22	17,922.08	10,196.93	31,675.21
Deemed Principal Losses offset against CIL	0.00	0.00	0.00	0.00
Ending CIL balance	0.00	0.00	0.00	0.00

Citibank N.A.
PELICAN MORTGAGES No. 5
Investor Report



Collection Period End Date: 31-Aug-2012



Principal Deficiency Ledgers (PDL's)

	11th Quarter	12th Quarter	13th Quarter	14th Quarter
PDL Class A Amount	0.00	0.00	0.00	0.00
PDL Class B Amount	0.00	0.00	0.00	0.00
PDL Class C Amount	0.00	0.00	0.00	0.00
PDL Class D Amount	0.00	0.00	0.00	0.00
Deemed Principal Loss deducted from PDL (net of funds used to offset CIL above)	60,021.28	91,538.70	244,076.82	400,446.52

Principal Draw Test

Class B PDL balance	0.00	0.00	0.00	0.00
Principal Amount Outstanding of Class B Notes @ IPD	195,000,000.00	195,000,000.00	195,000,000.00	195,000,000.00
Trigger (less than or equals) 50%	97,500,000.00	97,500,000.00	97,500,000.00	97,500,000.00
Result	YES	YES	YES	YES
Class C PDL balance	0.00	0.00	0.00	0.00
Principal Amount Outstanding of Class C Notes @ IPD	27,500,000.00	27,500,000.00	27,500,000.00	27,500,000.00
Trigger (less than or equals) 75%	20,625,000.00	20,625,000.00	20,625,000.00	20,625,000.00
Result	YES	YES	YES	YES

Citibank N.A.
PELICAN MORTGAGES No. 5
Investor Report



Collection Period End Date: 31-Aug-2012



Available Interest Distribution Amount

	11th Quarter	12th Quarter	13th Quarter	14th Quarter
Interest Collection Proceeds received by Issuer as interest payments	5,149,114.62	5,276,326.09	5,052,857.60	3,989,212.56
Payments received from the Hedge Counterparty	3,218,414.42	2,962,167.30	1,755,600.82	1,297,460.77
Proceeds of any Authorised Investment	0.00	0.00	0.00	0.00
Amounts standing to the credit of the Cash Reserve Account	23,000,000.00	23,000,000.00	23,000,000.00	23,000,000.00
Principal Draw Amount	0.00	0.00	0.00	0.00
Interest accrued and credited to Transaction Accounts	58,230.14	22,000.96	12,274.31	4,551.32
Capitalised Interest Application Amount	16,657.22	17,922.08	10,196.93	31,675.21
Available Principal Distribution Amount remaining after redemption of the Notes	0.00	0.00	0.00	0.00
Less any Withheld Amount	0.00	0.00	0.00	0.00

Pre-enforcement Interest Priority of Payments

(1st) Issuer's Liability to tax	0.00	0.00	0.00	0.00
(2nd) Common Representative fees and Liabilities	0.00	0.00	0.00	7,000.00
(3rd) Issuer Expenses	244,681.11	242,296.77	267,767.84	240,376.72
(4th) Payments under Hedging Agreements (Except for an early termination of the Hedging Agreement)	3,465,166.91	3,646,469.61	3,409,942.27	2,596,692.81
(5th) (I) Payment of Interest Amount on Class A Note	2,900,250.00	2,701,200.00	1,833,150.00	1,508,400.00
(5th) (II) Payment to Hedge Counterparty (in connection with an early termination of the Hedging Agreement due to Servicer termination)	0.00	0.00	0.00	0.00
(6th) Payments on Class A PDL	0.00	0.00	0.00	0.00
(7th) Payment of Interest Amount Class B Note	999,648.00	949,377.00	685,698.00	591,162.00
(8th) Payments on Class B PDL	0.00	0.00	0.00	0.00
(9th) Payments of Interest Amount Class C Note	168,778.50	161,689.00	124,811.50	112,090.00
(10th) Payments on Class C PDL	0.00	0.00	0.00	0.00
(11th) Payments of Interest Amount Class D Note	193,110.50	186,021.00	149,413.00	137,219.50
(12th) Payments on Class D PDL	60,021.28	91,538.70	244,076.82	400,446.52


Citibank N.A.
 Agency and Trust
 Citigroup Centre
 Canada Square, Canary Wharf
 London, E14 5LB
 United Kingdom

Davide Pluchino
 Vice President
 tel: +44 20 7508 7547
 fax: +44 20 7500 5877
 davide.pluchino@citi.com

Citibank N.A.
PELICAN MORTGAGES No. 5
Investor Report



Collection Period End Date: 31-Aug-2012



Pre-enforcement Interest Priority of Payments

	11th Quarter	12th Quarter	13th Quarter	14th Quarter
(13th) Payments to Cash Reserve Account up to Required Balance	23,000,000.00	23,000,000.00	23,000,000.00	22,729,512.31
(14th) Payments of Interest Amount Class E Note	18,833.40	15,300.00	10,833.30	0.00
(15th) Principal Amortisation Class E Note	391,926.70	284,524.35	105,236.93	0.00
(16th) Termination payment to the Hedge Counterparty (in connection with early termination resulting from a default by the Hedge Counterparty)	0.00	0.00	0.00	0.00
(17th) Payments of Class F Note Distribution Amount	0.00	0.00	0.00	0.00

Available Principal Distribution Amount

Principal Collection Proceeds	8,501,096.18	9,066,660.71	8,628,197.94	7,853,354.03
Available Interest Distribution Amount for PDL curing	60,021.28	91,538.70	244,076.82	400,446.52
Funds received as Net Cumulative Default Ratio exceeds specified per cent.	0.00	0.00	0.00	0.00
Less any Capitalised Interest Application Amount	16,657.22	17,922.08	10,196.93	31,675.21
Less any Principal Draw Amounts	0.00	0.00	0.00	0.00


Pro Rata Test

(1) Principal amount outstanding of Class A Notes	619,123,025.28	609,982,747.95	601,120,670.12	592,898,544.78
Principal amount of the Class A Notes as at the Closing Date	750,000,000.00	750,000,000.00	750,000,000.00	750,000,000.00
Ratio				
Trigger (less than or equal to) 75%	562,500,000.00	562,500,000.00	562,500,000.00	562,500,000.00
Result	NO	NO	NO	NO
(2) Cash Reserve Account Balance after IPD	23,000,000.00	23,000,000.00	23,000,000.00	22,729,512.31
Required Cash Reserve Account Balance	23,000,000.00	23,000,000.00	23,000,000.00	23,000,000.00
Result	YES	YES	YES	NO

Citibank N.A.
PELICAN MORTGAGES No. 5
Investor Report



Collection Period End Date: 31-Aug-2012




Pro Rata Test

	11th Quarter	12th Quarter	13th Quarter	14th Quarter
(3) Arrears Test: Principal Outstanding Balance of the Loans in arrears (90-365 days) (less Net Provisioned Amounts)	1,721,173.50	2,425,926.64	3,160,781.59	4,119,516.82
Principal Outstanding Balance of the Mortgage Backed Credits as at the Portfolio Determination Date	1,000,000,000.18	1,000,000,000.18	1,000,000,000.18	1,000,000,000.18
Ratio	0.172%	0.243%	0.316%	0.412%
Trigger (less than) 3%	YES	YES	YES	YES
Result				
(4) the Aggregate Principal Outstanding Balance of the Loans	869,117,498.87	859,982,748.10	851,120,670.30	842,898,545.00
Aggregate Principal Outstanding Balance of the Loans as at the Portfolio Determination Date	1,000,000,000.18	1,000,000,000.18	1,000,000,000.18	1,000,000,000.18
Ratio	86.912%	85.998%	85.112%	84.290%
Trigger (less than) 10%	YES	YES	YES	YES
Result				
(5) the Aggregate Principal Outstanding Balance (as measured at such Calculation Date) of the Mortgage Backed Credits which have become Defaulted Mortgage Backed Credits since the Portfolio Determination Date (less Net Provisioned Amounts)	515,202.10	661,259.31	805,900.93	895,735.06
Aggregate Principal Outstanding Balance of the Loans as at the Portfolio Determination Date	1,000,000,000.18	1,000,000,000.18	1,000,000,000.18	1,000,000,000.18
Ratio	0.052%	0.066%	0.081%	0.090%
Trigger (less than) 3.5%	YES	YES	YES	YES
Result				
Pro Rata Tests (1), (2), (3), (4) & (5) Satisfied	NO	NO	NO	NO

Citibank N.A.
PELICAN MORTGAGES No. 5
Investor Report



Collection Period End Date: 31-Aug-2012



Pre-enforcement Principal Priority of Payments

	11th Quarter	12th Quarter	13th Quarter	14th Quarter
Pro rata or pari passu payment of Principal Amount Outstanding of Class A Notes, the Class B Notes, the Class C Notes, the Class D Notes and the Class E Notes;				
NO				
Principal amortisation amount Class A Notes	8,544,460.24	9,140,277.33	8,862,077.83	8,222,125.34
Principal amortisation amount Class B Notes	0.00	0.00	0.00	0.00
Principal amortisation amount Class C Notes	0.00	0.00	0.00	0.00
Principal amortisation amount Class D Notes	0.00	0.00	0.00	0.00
YES				
Principal amortisation amount Class A Notes	0.00	0.00	0.00	0.00
Principal amortisation amount Class B Notes	0.00	0.00	0.00	0.00
Principal amortisation amount Class C Notes	0.00	0.00	0.00	0.00
Principal amortisation amount Class D Notes	0.00	0.00	0.00	0.00
Total Pre-Enforcement Principal Payment Priorities	8,544,460.24	9,140,277.33	8,862,077.83	8,222,125.34

Cash Reserve

Funds credited at Previous IPD / Closing proceeds	23,000,000.00	23,000,000.00	23,000,000.00	23,000,000.00
Deductions from Cash Reserve Account				
Cash Reserve Transfer to Issuer Available Funds	23,000,000.00	23,000,000.00	23,000,000.00	23,000,000.00
Interest accrued on Issuer Cash Reserve Account to Issuer Available Funds	42,020.23	15,064.64	8,721.56	3,375.77
Additions to Cash Reserve Account				
Funds Credited at IPD	23,000,000.00	23,000,000.00	23,000,000.00	22,729,512.31
Cash Reserve Account Required Balance				
Target Cash Reserve Amount	23,000,000.00	23,000,000.00	23,000,000.00	23,000,000.00

Citibank N.A.
PELICAN MORTGAGES No. 5
Investor Report



Collection Period End Date: 31-Aug-2012

Collateral Pool Performance (as at the end of the Collection Period)

	11th Quarter	12th Quarter	13th Quarter	14th Quarter
<u>Change in Aggregate Principal Outstanding Balance</u>				
Aggregate Principal Balance at the start of collection period	877,656,432.52	869,117,498.87	859,982,748.13	851,120,670.30
Total Principal Collections received	8,501,096.18	9,066,660.71	8,628,197.94	7,853,354.03
Total Capitalised Interest	16,657.22	17,922.08	10,196.93	31,675.21
Deemed Principal Loss (arrears + written-off)	60,021.28	86,012.11	244,076.82	400,446.52
Principal Loss	-5,526.59	0.00	0.00	0.00
Aggregate Principal Balance at the end of the collection period (including Substitutions)	869,117,498.87	859,982,748.13	851,120,670.30	842,898,544.96
Gross Aggregate Principal Balance at the end of the collection period (including Net DPLs)	869,559,315.69	860,508,044.66	851,863,582.98	844,030,521.56
Cumulative Deemed Principal Loss	460,558.56	546,570.67	796,174.08	1,191,094.01
Cumulative Deemed Principal Loss Recovered	18,741.74	18,905.60	50,892.86	56,748.87
Cumulative of Principal balance of written-off balance reported as DPL's in previous CP's	0.00	2,368.54	2,368.54	2,368.54
Net Provisioned Amounts	441,816.82	525,296.53	742,912.68	1,131,976.60
<u>Principal balance of all overdue loans</u>				
1 month < overdue =< 2 months	286,582.77	678,794.26	1,295,781.01	1,046,427.18
2 month < overdue =< 3 months	490,615.94	447,218.50	143,511.25	899,075.81
3 month < overdue =< 6 months	709,066.80	715,974.03	1,317,478.77	1,940,842.51
6 month < overdue =< 9 months	309,206.45	509,068.41	614,445.91	1,007,161.94
9 month < overdue =< 12 months	187,698.15	539,624.89	422,955.98	275,777.31
12 months < overdue =< 24 months	481,723.29	686,552.87	906,332.05	1,140,857.79
24 months < overdue =< 36 months	475,295.63	500,002.97	569,608.21	563,523.09
Overdue > 36 months	0.00	0.00	75,241.89	325,699.32
Overdue > 12 months	957,018.92	1,186,555.84	1,551,182.15	2,030,080.20
Overdue > 3 months	2,162,990.32	2,951,223.17	3,906,062.81	5,253,861.96


Citibank N.A.
Agency and Trust
Citigroup Centre
Canada Square, Canary Wharf
London, E14 5LB
United Kingdom

Davide Pluchino
Vice President
tel: +44 20 7508 7547
fax: +44 20 7500 5877
davide.pluchino@citi.com

Citibank N.A.
PELICAN MORTGAGES No. 5
Investor Report



Collection Period End Date: 31-Aug-2012



Collateral Pool Performance (as at the end of the Collection Period)

	11th Quarter	12th Quarter	13th Quarter	14th Quarter
<u>Principal balance of subsidised overdue loans</u>				
1 month < overdue =< 3 months	55,526.51	43,303.88	0.00	35,943.06
2 month < overdue =< 3 months	0.00	55,325.36	0.00	54,047.33
3 month < overdue =< 6 months	0.00	0.00	43,303.88	0.00
6 month < overdue =< 9 months	0.00	0.00	0.00	0.00
9 month < overdue =< 12 months	0.00	0.00	0.00	0.00
12 months < overdue =< 24 months	0.00	0.00	0.00	0.00
24 months < overdue =< 36 months	57,447.04	57,447.04	57,447.04	0.00
Overdue > 36 months	0.00	0.00	0.00	57,447.04
Overdue > 12 months	57,447.04	57,447.04	57,447.04	57,447.04
Overdue > 3 months	57,447.04	57,447.04	100,750.92	57,447.04


Collateral Characteristics (at the end of the Collection Period)

Aggregate Principal Balance	869,559,315.69	860,508,044.66	851,863,582.98	844,030,521.56
Aggregate Principal Balance of subsidized loans	43,854,645.61	43,217,872.84	42,472,016.51	41,862,096.71
Weighted average spread	0.8304%	0.8507%	0.8583%	0.8627%
Weighted average interest rate	2.4930%	2.4059%	2.0319%	1.7111%
Weighted average seasoning (months)	73.7	76.5	79.4	82.2
Weighted average remaining term (months)	372.7	370.0	367.7	365.3
Weighted LTV (current based on the last valuation of the properties)	71.6%	71.3%	70.9%	70.6%
Number of Contracts	12,652	12,599	12,547	12,505

Citibank N.A.
PELICAN MORTGAGES No. 5
Investor Report



Collection Period End Date: 31-Aug-2012



<u>Ratios</u>	11th Quarter	12th Quarter	13th Quarter	14th Quarter
Gross Cumulative Default Ratio				
Class B Notes (17%)	0.096%	0.119%	0.155%	0.203%
Class C Notes (9%)	0.096%	0.119%	0.155%	0.203%
Class D Notes (3%)	0.096%	0.119%	0.155%	0.203%
(Principal balance of all Overdue loans > 90 days - net provisioned amounts) / Initial Principal Balance (PDD) (Trigger = 3%)	0.172%	0.243%	0.316%	0.412%
(Principal balance of all Overdue loans - net provisioned amounts) / Initial Principal Balance (PDD) (Trigger = 3.5%)	0.052%	0.066%	0.081%	0.090%
Loans overdue > 1 month / Initial Principal Balance (PDD)	0.294%	0.408%	0.535%	0.720%
Loans overdue > 3 months / Initial Principal Balance (PDD)	0.216%	0.295%	0.391%	0.525%
Loans overdue > 12 months / Initial Principal Balance (PDD)	0.096%	0.119%	0.155%	0.203%
Prepayments of the period / Principal Balance at the start to the period (quarterly CPR)	0.364%	0.431%	0.335%	0.218%
Annual prepayment rate (average annualised CPR)	1.867%	1.716%	1.469%	1.330%

Citibank N.A.
PELICAN MORTGAGES No. 5
Investor Report



Collection Period End Date: 31-Aug-2012



Loan Substitution

	11th Quarter	12th Quarter	13th Quarter	14th Quarter
Substituted to date for unpermitted variations since portfolio determination date (cumulative)	23,027,596.48	25,797,222.86	27,647,105.30	30,448,235.14
Substituted to date since portfolio determination date (cumulative) / initial portfolio amount %	2.30%	2.58%	2.76%	3.04%
Weighted average Portfolio CLTV (as a collateral determination date) **	71.80%	71.52%	71.11%	70.88%
Weighted average Portfolio CLTV (after substitution) **	71.64%	71.36%	71.02%	70.58%
Substitution Loans (incoming loans) to date for unpermitted variations since PDD (cumulative)	23,030,809.53	25,801,074.87	27,651,542.01	30,453,724.88
<u>Profile of outgoing loans</u>				
Substituted this period (No of loans)				
For unpermitted variations	30	34	30	38
For breach of Mortgage Asset Warranties	0	0	0	0
Total amount				
For unpermitted variations	1,877,955.09	2,769,626.38	1,849,882.44	2,801,129.84
For breach of Mortgage Asset Warranties	0.00	0.00	0.00	0.00
Average Loan Size	62,598.50	81,459.60	61,662.75	73,713.94
Weighted Average Seasoning (by value) Months	69.31	66.53	99.08	79.65
Weighted Average Spread (%)	1.7150%	1.9111%	2.2036%	1.6709%
Weighted Average Remaining Term (by value) Months	344.64	353.05	345.41	392.37
Weighted Average CLTV %	80.46%	84.35%	70.59%	78.88%
Weighted Average OLTV %	89.64%	92.56%	84.07%	85.29%

** The weighted average CLTV of the Mortgage Asset Portfolio taking into account the Substitute Mortgage Assets does not exceed the weighted average CLTV of the Mortgage Asset Portfolio as at the Portfolio Determination Date by more than 0.25%.

Citibank N.A.
PELICAN MORTGAGES No. 5
Investor Report



Collection Period End Date: 31-Aug-2012



Loan Substitution

	11th Quarter	12th Quarter	13th Quarter	14th Quarter
<u>Profile of incoming loans</u>				
Substituted this period (No of loans)	16	31	18	26
Total amount	1,878,805.71	2,770,265.34	1,850,467.14	2,802,182.87
Average Loan Size	117,425.36	89,363.40	102,803.73	107,776.26
Weighted Average Seasoning (by value) Months	39.60	65.60	65.88	39.49
Weighted Average Spread (%)	1.3637%	1.4891%	1.8106%	1.6373%
Weighted Average Remaining Term (by value) Months	452.10	370.11	363.77	419.76
Weighted Average CLTV %	92.48%	87.62%	78.31%	85.80%
Weighted Average OLV %	97.61%	95.72%	87.01%	91.70%

Permitted Variations


Permitted variations done to date since collateral determination date (cumulative)	4,557,794.90	4,557,794.90	4,614,066.52	4,802,400.89
Permitted variations done to date since collateral determination date (cumulative) / initial portfolio amount % **	0.46%	0.46%	0.46%	0.48%
<u>Variation in Spreads (cumulative)</u>				
Number of loans affected	31	31	32	33
Aggregate Amount of loans affected (as at CP end)	2,221,782.84	2,221,782.84	2,278,054.46	2,345,163.35
Loan with highest reduction in spread % (max 0.5%)	0.50%	0.50%	0.50%	0.50%

*** Aggregate Principal Outstanding Balance of Mortgage Assets which are subject to Permitted Variations should not exceed 20 per cent. of the Principal Outstanding Balance of the Mortgage Asset Portfolio on the Collateral Determination Date*

Citibank N.A.
PELICAN MORTGAGES No. 5
Investor Report



Collection Period End Date: 31-Aug-2012



Permitted Variations

	11th Quarter	12th Quarter	13th Quarter	14th Quarter
<u>Variations in Maturity (cumulative)</u>				
Number of loans affected	35	35	35	38
Aggregate Amount of loans affected (as at CP end)	2,336,012.06	2,336,012.06	2,336,012.06	2,457,237.54
Longest Term Maturity among loans subject to variations in maturity (in months)	60.00	60.00	60.00	60.00
Maturity date of the longest loan in the portfolio (1)	23-Oct-2058	23-Oct-2058	23-Oct-2058	23-Oct-2058
Legal final maturity date (2)	15-Dec-2061	15-Dec-2061	15-Dec-2061	15-Dec-2061
Difference between (1) and (2) (min 36 months)	38	38	38	38